


MAC / QLAB 3



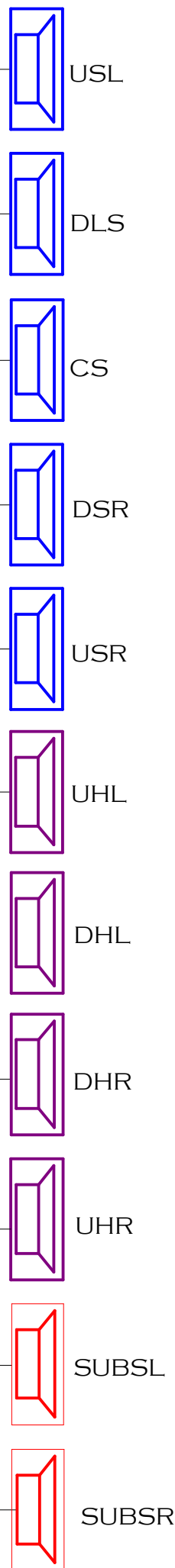
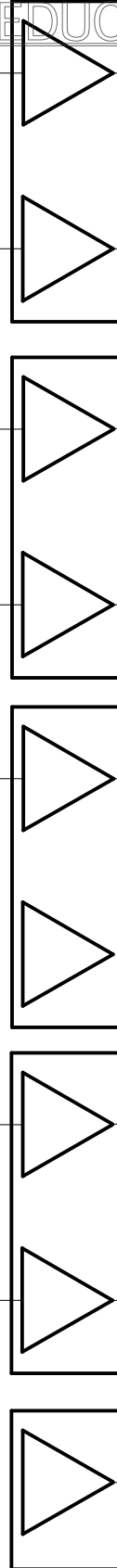
SM57 / GOD MIC



YAMAHA / QL5






1
2
3
4
5
6
7
8
9



USL
DLS
CS
DSR
USR
UHL
DHL
DHR
UHR
SUBSL
SUBSR

NAME	IN CH	PATCH	OUT
USL	DVS 1 - DANTE 1	CH 1 - MX1	1
DLS	DVS 2 - DANTE 2	CH 2 - MX2	2
CS	DVS 3 - DANTE 3	CH 3 - MX3	3
DSR	DVS 4 - DANTE 4	CH 4 - MX4	4
USR	DVS 5 - DANTE 5	CH 5 - MX5	5
UHL	DVS 6 - DANTE 6	CH 6 - MX6	6
DHL	DVS 7 - DANTE 7	CH 7 - MX6	6
DHR	DVS 8 - DANTE 8	CH 8 - MX7	7
UHR	DVS 9 - DANTE 9	CH 9 - MX 7	7
SUBSL	DVS 10 - DANTE 10	CH 10 - MT 1	8
SUBSR	DVS 11 - DANTE 11	CH 11 - MT 2	9
GOD MIC	INPUT 1 - CH 12	MX 1,2,3,4,5	

KEY:

JBL CTRL 28

 PANASONIC WS A80

 YAMAHA DRS 118W

 *ALL AMPS ARE XLS1000

BOBRAUSCHENBERGAMERICA SOUND DESIGN: ERIC GLAUBER

DIRECTOR: SUN HEE KIL SIGNAL LINE DIAGRAM V1 5/1/15

DRAFTED BY: ERIC GLAUBER TD: SUN HEE KIL

